

Article Type (10 pt font, coloured grey aspect 3 darker 25%, bold, underlined)

(One blank line in 12 pt font before the next paragraph)

Article title (First letter capitalized, 14 pt, bold, centred, max 15 words)

(One blank line in 14 pt font before the next paragraph)

First Author, Second Author, Third Author, Corresponding Author (12 pt font)

(One blank line in 12 pt font before the next paragraph)

1. Department, Faculty, University, Address, City, Province, Country (10 pt)

2. Research Group, Institution, Address, City, Province, Country (10 pt)

(One blank line, 12 pt font before the next paragraph)

Email: correspondingauthor@address.com (10 pt, italics)

Time journal: Received: ... Accepted: Published:

(Two blank lines, 12 pt font before the next paragraph)

Abstract (12 pt, bold)

(One blank line, 12 pt font before the next paragraph)

Abstract must be written in English. The font used for the abstract is Arial size 10 pt with single spacing. The abstract for the original article consists of the summary of the study including background, methods, results, and conclusion. The abstract for the case report consists of a summary of background, case illustration, discussion, and conclusion. For review articles, the abstract consists of a summary of the problem considered and the way the study was performed. **All types of abstracts should be written in 150-250 words.**

(One blank line, 12 pt font before the next paragraph)

Keywords: *maximum 5 keywords in English must be provided in alphabetical order* (10 pt, italics)

(Three blank line, 12 pt font before the next paragraph)

Background (12 pt, bold)

(One blank line, 10 pt font before the next paragraph)

Manuscripts should be written with Arial font size 10 pt, single spacing, left and right aligned, on one sided page and A4 paper. Upper margin should be 3.5 cm or (1.38 inch), bottom margin 2.5 cm or (0.99 inch), left and right margin 2 cm or (0.79 inch) each. All pages must be numbered on the bottom right-hand corner.

Make sure that the manuscript is written in American English with the Standard English Grammar used. Manuscripts should be written in a clear, concise, and direct style. Drugs written in the manuscript must be referred to by their generic names. The use of species' common name must be followed by its scientific names in parentheses. Any mention of specific equipment, such as type of Laser, dermoscopy equipment, should state the brand, series, country of origin. To reduce repetition of long terms, use of abbreviations is allowed. Use full terms initially then followed by its abbreviation in parentheses. Afterwards, authors can use the abbreviation only. Terms/foreign language must be written in italics.

Generally, the manuscripts should be divided in sections with these following headings: **Background, Methods, Results, Discussion, and Conclusion.**

Parts of Manuscript (12 pt, bold)

(One blank line, 10 pt font before the next paragraph)

The manuscript begins with a title page which contains:

- Title of the article
- Full name, institution, city, and country of all authors
- Full name, address, e-mail address, and telephone number of the corresponding authors

The title of manuscript should be accurate and concise about the study. Avoid using unfamiliar abbreviation and brand name of a product. The rest of the manuscript should be written in the format explained below. If the name of product should be written. Inside the manuscript, please include the name of manufacturer and country. (Example: Tewameter® (Courage+Khazaka Electronic GmbH, Germany).

Original Articles

Max. 6000 words from background until conclusion

- a. Abstract: maximum 250 words, consists of summary of the study, divided by subheadings Background, Methods, Results, and Conclusion. Keywords must be provided below the abstract.

- b. Background: 1-3 paragraphs consist of the background of the study, objectives of the study, and hypothesis which will be proved or questions which will be answered with the study. Background should show the state of art of the research, novelty of the manuscript and the gap analysis.
- c. Methods: explains the details on how the study was conducted. Statistical methods of the study must be explained in this section including the software used. Statistical terms, symbols, and abbreviations should be defined clearly. Ethical clearance number must be state in the text.
- d. Results
- e. Discussion
- f. Conclusion: objectives of the study related to the conclusion
- g. Acknowledgments
- h. Funding
- i. Author Contributions
- j. Conflict of Interests
- k. References

Case Report & Case Series

Max. 4000 words from background until conclusion

- a. Abstract: maximum 250 words consist of summary of the problem considered and how the study was performed, divided by subheadings Background, Case Illustration, Discussion, and Conclusion. Keywords must be provided below the abstract.
- b. Background: 1-2 paragraphs consist of the explanation of the main problem and the purpose of the case report.
- c. Case illustration: Patient's informed consent information must be uploaded in the supplemental content and stated in this section.
- d. Discussion
- e. Conclusion
- f. Acknowledgments
- g. Funding
- h. Author Contributions
- i. Conflict of Interests
- j. References

Evidence-Based Case Report

Max. 3000 words from background until conclusion

- a. Abstract: maximum 250 words consist of summary of the problem considered and how the study was performed, divided by

subheadings Background, Case Illustration, Discussion, and Conclusion. Keywords must be provided below the abstract.

- b. Background: explanation of the main problem and the purpose of the case report. Brief description of the background of the study.
- c. Methods
- d. Results
- e. Discussion
- f. Conclusion
- g. Acknowledgments
- h. Funding
- i. Author Contributions
- j. Conflict of Interests
- k. References

Review Article

Max. 7000 words from background until conclusion

- a. Abstract: maximum 250 words, consists of summary of the problem considered and how the study was performed. This section divided by subheadings: Background, Discussion, Conclusion. Keywords must be provided below the abstract.
- b. Background: consist of 1 - 3 paragraphs of the main problem and the purpose of the review article.
- c. Content: consists of comprehensive analysis of the topics.
- d. Conclusion
- e. Acknowledgments
- f. Author Contributions
- g. Conflict of Interests
- h. References

Systematic Review

Max. 12000 words

- a. Abstract: maximum 250 words, consists of summary of the problem considered and how the study was performed. Keywords must be provided below the abstract.
- b. Background: consist of 1 - 3 paragraphs of the main problem and the purpose of the systematic review.
- c. Methods
- d. Discussion
- e. Conclusion
- f. Acknowledgments
- g. Author Contributions
- h. Conflict of Interests
- i. References

Brief Communication

Max. 3000 words from background until conclusion

- a. Abstract: maximum 250 words, consists of brief explanations about the content of the text. Written as a single section without divided any subheadings.
- b. Keywords must be provided below the abstract.
- c. Background
- d. Material and methods
- e. Results: maximum of 3 figures or tables are allowed.
- f. Discussion
- g. Conclusion
- h. Acknowledgments
- i. Funding
- j. Author Contribution
- k. Conflict of Interests
- l. References

Letters to the Editor

Max. 2000 words

Letters to the Editor can provide additional comment on an article published in Journal of General-Procedural Dermatology and Venereology Indonesia (JDVI) can be a very concise report on study findings.

- a. Main text: consists of body of the article, without an abstract.
- b. Acknowledgement
- c. Funding
- d. Conflict of interests
- e. References

Result (12 pt, bold)

(One blank line, 10 pt font before the next paragraph)

Data presented in the result should have been processed, and can be presented in forms of tables or figures.

Discussion (12 pt, bold)

(One blank line, 10 pt font before the next paragraph)

Discussion should focus on the study/case. The correlation between the result and hypothesis should be explored. The result should be compared with other studies. The implication of the study, both theoretically and implementation, should be discussed. Limitation of the study must be stated in the last paragraph.

Figures and Tables (12 pt, bold)

(One blank line, 10 pt font before the next paragraph)

All figures must be mentioned in the paragraph correlated to them and numbered consecutively in the text with Arabic number below the figure. Images must be supplied as JPEG or GIF files with minimum resolution of 300 dpi for black and white images, and 600 dpi for colour images. All figures must be supplied as a separate file with each figure labelled as Figure 1, Figure 2, etc. The figures must be stated on the manuscript. Images should be cropped sufficiently to prevent recognition of the subject. The use of eye bar is acceptable. The consent from the subjects/patients whose images are used is needed. Tables should be self-explanatory. The data contained in the tables must not be duplicated within text and figures. All tables must be mentioned in the paragraph correlated to them. Tables should be written with Arial font and the font size is 10 pt with single spacing (table 1). Tables must be numbered consecutively in the text in Arabic number. Any abbreviation in the table and figure should be explained at the bottom of the table (table 2).

Acknowledgments (12 pt, bold)

(One blank line, 10 pt font before the next paragraph)

Acknowledgments must be written in the manuscript. People who contributed to the study but does not meet the criteria for authorship must be acknowledged and listed. If there are no acknowledgments, the author should state as "None".

Funding (12 pt, bold)

(One blank line, 10 pt font before the next paragraph)

Funding sources or financial grants for the work should be described specifically with explanations of the role of those sources and the authors should declare that the supporting sources had no conflict of interest nor involvement in the results of the study. This statement should be written separately and limited to the funding for the work.

Authors must declare the funding body of the study, grant number, and year. If there are no funding source, the author should state as "None".



Figure 1. Clinical Distribution of the Patient.
 Note the erythematous macule and papule on the neck, forearms, and legs
 (One blank line, 10 pt font before the next paragraph)

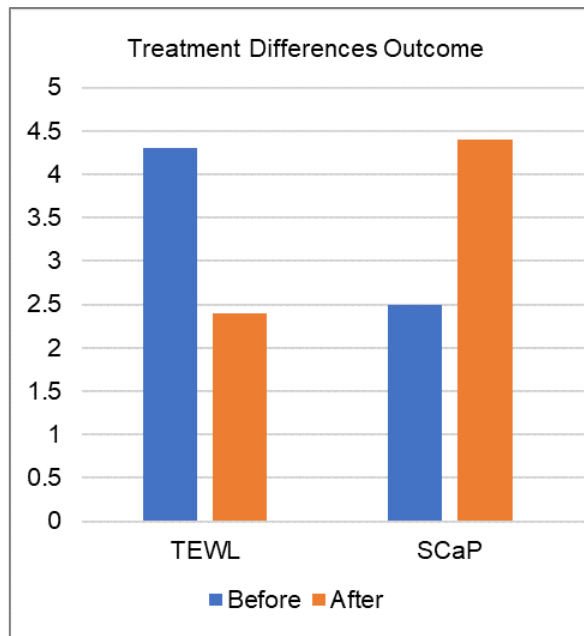
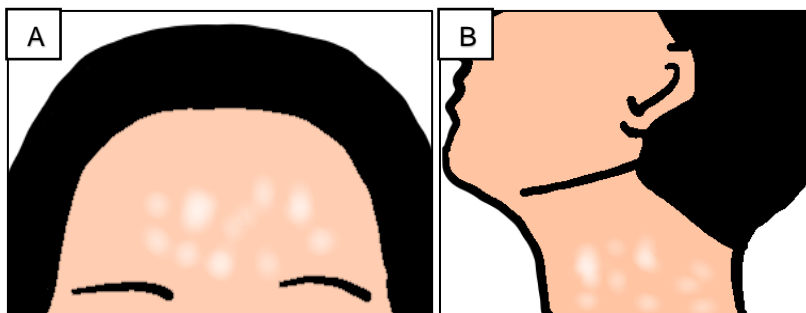


Figure 2. Title of the Figure (10 pt, bold)
 TEWL: transepidermal water loss; SCaP: skin capacitance
 (One blank line, 10 pt font before the next paragraph)



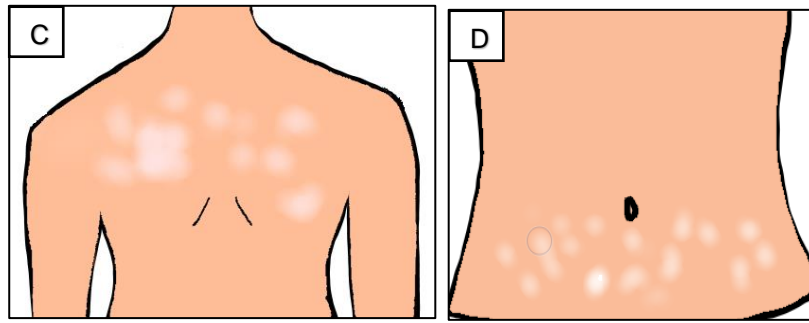


Figure 3. Clinical Distribution of the Patient Lesions.

A. Hypopigmented macule on the forehead. B. Hypopigmented macule on the left side of the neck.
 C. Hypopigmented macule on the back. D. Hypopigmented macule on the stomach.
 (One blank line, 10 pt font before the next paragraph)

Table 1. Title of the Table (10 pt, bold)
 (One blank line, 10 pt font before the next paragraph)

Subject	A	B
A	100	200
B	200	300
C	300	400
D	400	500
E	500	600
F	600	700

Table content source and additional explanation (10 pt font)
 (One blank line, 10 pt font)

Table 2. Title of the Table (10 pt, bold)
 (One blank line, 10 pt font before the next paragraph)

TEWL	BMI	
	A	B
Male*		
Fair	5 (1-5)	10 (6-10)
Moderate	15 (11-15)	20 (16-20)
Critical	25 (21-25)	30 (26-30)
Female**		
Fair	35.5 ±0.5 (±1.41%)	40.5 ±0.5 (±1.23%)
Moderate	45.5 ±0.5 (±1.10%)	50.5 ±0.5 (±0.99%)
Critical	55.5 ±0.5 (±0.90%)	60.5 ±0.5 (±0.83%)

BMI: body mass index; TEWL: transepidermal water loss
 *data are depicted as median (minimum– maximum); ** data are depicted as mean (standard deviation)
 (One blank line, 10 pt font before the next paragraph)

Author Contributions (12 pt, bold)
 (One blank line, 10 pt font before the next paragraph)

Author contributions must be written in manuscript. Please state in initials which author(s) conceived the ideas, collected the data, analysed the data, and collected the writing. According to ICMJE guidelines, an “author” should:

1. have made substantial contributions to conception and design, or acquisition of data, or analysis and interpretation of data
2. have been involved in drafting the manuscript or revising it critically for important intellectual content

3. have given final approval of the version to be published
4. agree to be accountable for all aspects of the work in ensuring that questions related to the accuracy or integrity of any part of the work are appropriately investigated and resolved.

Example:
 All authors act as the guarantor of the manuscript. SW is the main investigator of this study. EM, MM, CO, DS, and SLM participated in the conception, data acquisition, data interpretation, and writing of the study. SW, CO and DS participated in data analysis and statistical analysis of the study.

Conflict of Interest (12 pt, bold)

(One blank line, 10 pt font before the next paragraph)

Conflict of interest must be written. This part should declare authors' conflicts of interest, including sources of support for the work. Each author should submit a separate form of ICMJE Conflict of Interests <http://www.icmje.org/conflicts-of-interest/> and send it together at submission. Please write the disclosure statement from the ICMJE form in this part. If a certain pharmacy sponsored product to be used as a treatment of the study, the pharmacy must be listed as conflict of interest. If there is no conflict of interest, the author should state as "No conflict of interest".

References (12 pt, bold)

(One blank line, 10 pt font before the next paragraph)

Vancouver system of referencing is required. For details in Vancouver system of referencing please refer to Vancouver reference guide (Attachment 1).

The ratio between primary references and secondary references should be at least 80% with references must be within the last decade. If the references is older than 10 years it should not exceed more than 10%. In the text, references must be cited using superscript Arabic numeral sequentially as they appear in the text. For

references cited in tables and figures (including one in their legends and footnotes), must be numbered sequentially according to the place where the table or figure is first cited. All citations mentioned in the text must be listed. Authors are recommended to use reference management software, in writing the citations and references such as: Mendeley®, Zotero®, EndNote®, and Reference Manager®. The number of references recommended are stated below in the attachment.

Example of references:

1. Leung AKC, Lam JM, Leong KF. Scabies: A neglected global disease. *Curr Pediatr Rev.* 2020;16:33–42
2. Goh C, Cheng C, Agak G, et al. Acne vulgaris. In: Kang S, Amagai M, Bruckner AL, et al. editors. *Fitzpatrick's dermatology.* 9th ed. New York: McGraw Hill Education; 2019; p.1391-418.
3. Alikhan A. Hidradenitis suppurativa. *JAMA Dermatol* [internet]. 2016 [cited 2021 Oct 12];152(6):736. Available from: <https://jamanetwork.com/journals/jamadermatology/fullarticle/2527543>.
4. Soegito TL, Boediardja SA, Wisesa TW, Prihianti S, Agustin T. *Buku panduan dermatitis atopik: Diagnosis dan tatalaksana.* Jakarta: Balai Penerbit Fakultas Kedokteran Universitas Indonesia; 2011. Indonesian.

Table 2. Title of the Table

(One blank line, 10 pt font before the next paragraph)

Type of article	References
Original article	At least 25 references
Case report	10-25 references
Evidence-based case report	10-60 references
Review article	25-60 references
Systematic review	25-60 references
Letter to the Editor	No more than 10 references
Brief communication	No more than 25 references

Table content source and additional explanation (10 pt font)

(One blank line, 10 pt font before the next paragraph)

Attachment 1.

Vancouver References Guide for Author
(One blank line, 10 pt font before the next paragraph)

Book with 1-6 authors	
Elements	Author(s) – Family name and initials (multiple authors are separated by commas, no more than 2 initials with no spaces between initials, can be written up to the 6th authors). Title of book (sentence case). Edition of book (if later than 1st ed). Place of publication: Publisher name; Year of publication.
Reference	Shimizu H. Shimizu's textbook of dermatology. Sapporo: Hokkaido University; 2007.
Chapter in an edited book with 1-6 authors	
Elements	Author(s) of chapter - Family name and initials (multiple authors are separated by commas, no more than 2 initials with no spaces between initials, can be written up to the 6th authors). Title of chapter. In: Editor(s) of book - Family name and initials, editors. Title of book. edition (if not first). Place of publication: Publisher name; Year of publication. p. [page numbers of chapter].
Reference	Farage MA, Miller KW, Sobel JD. The vaginal microbiota in menopause. In: Farage MA, Miller KW, Maibach HI, editors. Textbook of aging skin. Philadelphia: Springer-Verlag Berlin Heidelberg; 2010. p.883-94.
Journal	
Elements	Author(s) separated by commas – Family name and initials (multiple authors are separated by commas, no more than 2 initials with no spaces between initials, can be written up to the 6th authors). Title of article. Abbreviated journal title. Publication year; volume(issue): page numbers.
Reference	Meyer N, Misery L. Geoepidemiologic considerations of auto-immune pemphigus. Autoimmun Rev. 2010;9:A379-A382.
Electronic journal article with DOI number, with 1-6 authors	
Elements	Author(s) - Family name and initials (multiple authors are separated by commas, no more than 2 initials with no spaces between initials, can be written up to the 6th authors). Title of article. Abbreviated journal title [internet]. Publication year; volume(issue):page numbers. Available from: URL. DOI: DOI number. Note: If no URL - just enter the DOI number
Reference	Goldburg SR, Strober BE, Payette MJ. Hidradenitis suppurativa. J Am Acad Dermatol [internet]. 2019 [cited 2021 Oct 12] 82(5):1045–58. Available from: https://www.jaad.org/article/S0190-9622(19)32827-0/ppt . DOI: 10.1016/j.jaad.2019.08.090.
Electronic journal article without DOI number, with 1-6 authors	
Elements	Author(s) - Family name and initials (multiple authors are separated by commas, no more than 2 initials with no spaces between initials, can be written up to the 6th authors). Title of article. Abbreviated journal title [internet]. Publication year, [cited date - year, month, day]; volume number (issue number): page numbers. Available from: URL.
Reference	Alikhan A. Hidradenitis suppurativa. JAMA Dermatol [internet]. 2016 [cited 2021 Oct 12];152(6):736. Available from: https://jamanetwork.com/journals/jamadermatology/fullarticle/2527543 .
Book or journal with more than 6 authors	
Elements	Author(s) – Family name and initials (no more than 2 initials and no space between initials, Multiple authors separated by a comma. After the 3rd author add – “et al.”) Title of book. Edition of book if later than 1st ed. Place of publication: Publisher name; Year of publication.
Reference	Williams H, Bigby M, Herxheimer A, et al. Evidence-based dermatology. 3rd ed. Hoboken: Wiley; 2014.
Chapter in an edited book with more than 6 authors or editors	
Elements	Author(s) of chapter (after the 3rd editor add – “et al.”) - Family name and initials, Title of chapter. In: Editor(s) of book (multiple editors separated by a comma. After the 3rd editor add – “et al.”) - Family name and initials, editors. Title of book. edition (If not first). Place of publication: Publisher name; Year of publication. p. [page

	numbers of chapter]. Note: Multiple authors/editors always separated by commas
Reference	Goh C, Cheng C, Agak G, et al. Acne vulgaris. In: Kang S, Amagai M, Bruckner AL, et al. editors. Fitzpatrick's dermatology. 9th ed. New York: McGraw Hill Education; 2019; p.1391-418.
Book in non-English language, without English title included	
Elements	Author(s) – Family name and initials (multiple authors are separated by commas, no more than 2 initials with no spaces between initials). Title of book in original language. Edition of book (if later than 1st ed). Place of publication: Publisher name; Year of publication. Original language.
Reference	Soegito TL, Boediardja SA, Wisesa TW, Prihianti S, Agustin T. Buku panduan dermatitis atopik: Diagnosis dan tatalaksana. Jakarta: Balai Penerbit Fakultas Kedokteran Universitas Indonesia; 2011. Indonesian.
Journal in non-English language, without English title included	
Elements	Authors separated by commas – Family name and initials. Title of article in original language. Abbreviated journal title. Publication year;volume(issue):pages. Original language,
Reference	Arisanty R, Tanurahardja B. Profil keganasan primer kulit tersering di departemen patologi anatomik Rumah Sakit Cipto Mangunkusumo tahun 2005-2009. Majalah Patologi Indonesia. 2011;20(1):14-20. Indonesian.
Journal in non-English language, with English title included	
Elements	Authors separated by commas – Family name and initials. Title of article in original language [Title of article in English]. Abbreviated journal title. Publication year; volume(issue):pages. Original language.
Reference	Assink EHM, Verloop N. Het aanleren van deel–geheel relaties [Teaching part–whole relations]. Pedagogische Studiën. 1977;54:130–42. Dutch.
Thesis or dissertation	
Elements	Author - family name followed by initials. Manuscript title [type of manuscript]. Place of publication: Publisher; Year. Note: Insert "dissertation" for a PhD or "thesis" for a master's degree
Reference	Gånemo A. Hereditary ichthyosis: Causes, skin manifestations, treatments and quality of life [dissertation]. Sweden: Uppsala University; 2002.
Thesis or dissertation retrieved from fulltext database or internet	
Elements	Author - family named followed by initials. Manuscript title [type of manuscript on the internet]. Place of publication: Publisher; Year [cited date – year month day]. Available from: URL Note: Insert "dissertation on the internet" for a PhD or "thesis on the internet" for a master's degree
Reference	Mollerup A. Hand eczema self-management and prognosis [dissertation on the internet]. Denmark: University of Copenhagen; 2014 [cited 2021 Oct 12. Available from: https://www.videncenterforallergi.dk/wp-content/uploads/files/ph.d-afhandlinger/phd-mollerup.pdf .
Thesis or dissertation in non-English language	
Elements	Author - family name followed by initials. Thesis title [type of thesis]. Place of publication: Publisher; Year. Original language.
Reference	Rahmatina. Uji validitas dan reliabilitas dermatology life quality index (DLQI) berbahasa Indonesia pada pasien Poliklinik Ilmu Kesehatan Kulit dan Kelamin Rumah Sakit Dr. Cipto Mangunkusumo [thesis]. Jakarta: Universitas Indonesia; 2013. Indonesian.
Proceedings	
Conference proceedings	
Elements	Editor(s) – family name and initials. Title of book. Title of conference proceedings (first letter capitalized for title); Date of conference - year month day(s); Place of conference (City, Country). Place of publication: Publisher; Publication year.
Reference	Hamden P, Joffe JK, Jones WG, editors. Germ cell tumors V. Proceeding of the 5th Germ Cell Tumor Conference; 2001 Sep 13-15; Leeds, UK. New York: Springer;

INSTRUCTIONS FOR AUTHORS

	2002.
Conference proceedings online	
Elements	Editor(s) - family name and initials. Title of conference [internet]; Date of conference - year month day; Place of Conference (City, Country). Place of publication: Publisher; Publication year. [cited date - year month day]. Available from: URL.
Reference	Dyall-Smith D, Marks S, editors. Dermatology at the millennium: The proceedings of the 19th World Congress of Dermatology [internet]; 1997 June 15-20; Sidney, Australia. New York: Parthenon Pub. Group; 1999. [cited 2021 Oct 12]. Available from: https://catalogue.nla.gov.au/Record/2989575 .
Webpage	
Elements	Author/organization's name. Title of the page [internet]. Place of publication: Publisher's name; Publication year [updated - year; cited date - year month day]. Available from: URL. Notes: -If the place, publisher or date is unknown use [place unknown], [publisher unknown]. -If neither the date of publication nor a date of copyright can be found - use the date of update/revision or date cited.
Reference	National Center for Health Statistics. Dermatology fact sheet from the National Ambulatory Medical Care Survey [internet]. Atlanta: Centers for Disease Control and Prevention (US); [reviewed 2021 Feb 15; cited 2021 Oct 12]. Available from: https://www.cdc.gov/nchs/data/namcs/factsheets/NAMCS_2015_16_Dermatology-508.pdf .
Guidelines	
Elements	Author/corporate author, Title [No. of guideline if available], Date of publication, Year, URL (if available). [Date of access]
Reference	National Institute for Health and Care Excellence (NICE), Tuberculosis: NICE Guideline [NG33]. 2016. https://www.nice.org.uk/guidance/ng33 [Accessed 27th May 2017].