

8-2-2013

Improvement in Performance of ZnO based DSC Prepared by Spraying Method

Rangga Winantyo

Graduate School of Science and Technology, Shizuoka University, 3-5-1 Johoku, Naka-ku, Hamamatsu 432-8011, Japan, f514031@ipc.shizuoka.ac.jp

Devinda Liyanage

Graduate School of Science and Technology, Shizuoka University, 3-5-1 Johoku, Naka-ku, Hamamatsu 432-8011, Japan

Kenji Murakami

Research Institute of Electronics, Shizuoka University, 3-5-1 Johoku, Naka-ku, Hamamatsu 432-8011, Japan

Follow this and additional works at: <https://scholarhub.ui.ac.id/mjt>



Part of the [Chemical Engineering Commons](#), [Civil Engineering Commons](#), [Computer Engineering Commons](#), [Electrical and Electronics Commons](#), [Metallurgy Commons](#), [Ocean Engineering Commons](#), and the [Structural Engineering Commons](#)

Recommended Citation

Winantyo, Rangga; Liyanage, Devinda; and Murakami, Kenji (2013) "Improvement in Performance of ZnO based DSC Prepared by Spraying Method," *Makara Journal of Technology*. Vol. 17: Iss. 2, Article 6.

DOI: 10.7454/mst.v17i2.1950

Available at: <https://scholarhub.ui.ac.id/mjt/vol17/iss2/6>

This Article is brought to you for free and open access by the Universitas Indonesia at UI Scholars Hub. It has been accepted for inclusion in Makara Journal of Technology by an authorized editor of UI Scholars Hub.

Improvement in Performance of ZnO based DSC Prepared by Spraying Method

Rangga Winantyo^{1*}, Devinda Liyanage¹, and Kenji Murakami²

1. Graduate School of Science and Technology, Shizuoka University, 3-5-1 Johoku, Naka-ku, Hamamatsu 432-8011, Japan
2. Research Institute of Electronics, Shizuoka University, 3-5-1 Johoku, Naka-ku, Hamamatsu 432-8011, Japan

*E-mail: f514031@ipc.shizuoka.ac.jp

Abstract

This paper reports the effect of TiCl₄ on the performance of ZnO based DSC. ZnO was used due to its stability against photo-corrosion and photochemical properties similar to TiO₂. Thin films of nanocrystalline ZnO were deposited on transparent conducting oxide glass using spray method. The ZnO films were treated using TiCl₄. The cell's efficiency was found to be 2.5% with TiCl₄ post-treatment and 1.9% without TiCl₄ post-treatment.

Abstrak

Peningkatan Kinerja DSC Berbasis ZnO yang Dihasilkan dengan Metode Semprot. Makalah ini membahas efek TiCl₄ pada kinerja DSC berbasis ZnO. ZnO dimanfaatkan karena stabilitasnya ketika berhadapan dengan korosi-cahaya (*photo-corrosion*) dan elemen-elemen fotokimiawi yang serupa dengan TiO₂. Saput-saput tipis ZnO nanokristalin ditumpuk pada kaca oksida-konduksi transparan menggunakan metode semprot. Saput-saput ZnO itu diproses dengan TiCl₄. Terbukti bahwa sel-sel itu memiliki efisiensi sebesar 2,5% dengan proses akhir TiCl₄ dan 1,9% tanpa proses akhir TiCl₄.

Keywords: DSSC, ZnO, TiCl₄

1. Introduction

Zinc oxide is a semiconductor material with a band gap of 3.37 eV at room temperature, which is similar to TiO₂ (3.2eV) [1]. Most ZnO are n-type semiconductors even without the absence of dopants [2]. Several studies have been carried out on lab scale for the use of ZnO as an alternative replacement material of TiO₂ nanoparticles in the dye-sensitized solar cell (DSC) applications, even though in general the effectiveness of the oxide layer of TiO₂ nanoparticles is still higher [3]. This is because ZnO has many potential advantages that are not owned by other semiconductors. The only problem for the practical DSCs is lower dye adsorption on the ZnO surface than on the TiO₂ surface [4]. In the present study, we are investigating the method to enhance the dye adsorption on ZnO surface. Various strategies are being employed to improve dye adsorption. One simple approach involves post-treatment of the DSC by TiCl₄.

2. Experiment

Preparation of ZnO thin film. The ZnO thin films were deposited on the fluorine doped tin oxide coated (FTO) glass substrate by using the spray method. All the

substrates were cleaned with ethanol using ultrasonic cleaner. The spraying solution were made by mixing 1.5 g of ZnO, 8 drops of acetic acid (CH₃COOH) and 8 drops of triton x-100(C₁₄H₂₂O(C₂H₄O)_n). The Triton X-100 was used to increase the conductivity of the film. The solution was stirred for 15 min using ceramic mortar. The solution was deposited on the FTO glass by using spraying gun, which can be seen in Fig. 1. During the spraying deposition, the FTO substrates were placed on the hot plate at the temperature of 150 °C. The method formed the ZnO films with thickness of around 14µm. Finally, the films were annealed at 300 °C for 1 h.

TiCl₄ treatment. In this report, we tried to apply a TiCl₄ treatment on the ZnO surface. The solution was made by mixing 0.548 ml of TiCl₄ with 100 ml of water. The solution was stirred for 15 min. The ZnO films were then dipped into the TiCl₄ solution for 30 min. The solution's temperature was maintained at 70 °C. The films were then rinsed with deionized water and annealed at 500 °C for 1 h to remove any residual organics and to improve the crystallinity.

DSC preparation. Platinum (Pt) coated glass were used as counter electrode. The ZnO film was dipped into

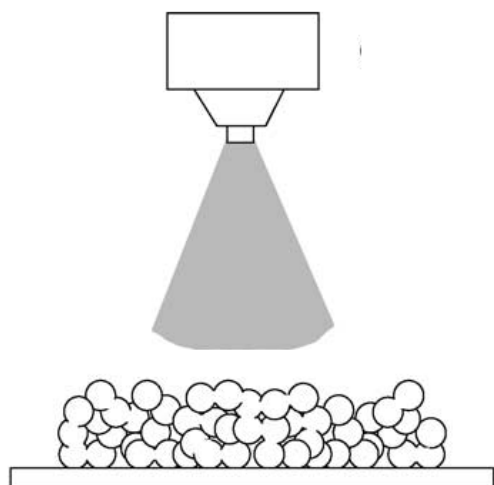


Fig.1. Spraying Method

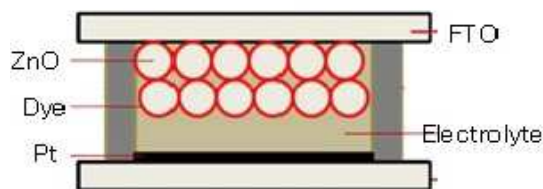


Fig. 2. DSC Structure

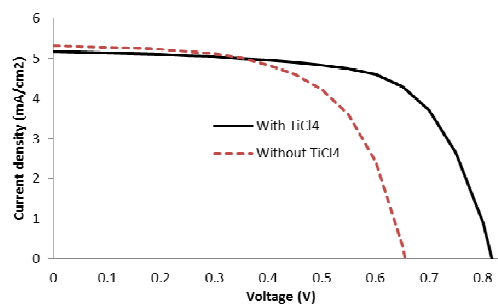
ruthenium dye (N719) solution for 24 h. DMPII based liquid electrolyte was used in the present experiment. This electrolyte contained 0.85 ml of acetonitrile, 0.1 M LiI, 0.6 M of 1,2-dimethyl-3-propylimidazolium iodide, 0.5 M of 4-tert-butylpyridine, 0.1 M of guanidine thiocyanate, 0.5 ml of valeronitrile and 0.05 M of I_2 . The cell was assembled according to Fig. 2

Characterization. I-V characteristics of the prepared DSCs were measured by using the solar simulator (CEP-25 BX, JASCO). The measurement was done under 1.5 AM. The thickness of the film was measured using the surface profiler (DEKTAK 3).

3. Results and Discussion

Figure 3 shows the I-V characteristics of ZnO based DSCs without and with the $TiCl_4$ treatment. It is found from the measurement that the $TiCl_4$ treatment increases the open-circuit voltage.

The result indicates that the treatment introduces some blocking layer for charge recombination between ZnO and dye or electrolyte, which is same as the previous reports [5]. However, the short-circuit current density does not change through the treatment. In the present study, improvement in the energy conversion efficiency from 1.9% to 2.5% is caused by the increase in the

Fig.3. I-V Measurement of ZnO based DSC with and without $TiCl_4$ Treatment

open-circuit voltage through a reduction of the charge recombinations with the $TiCl_4$ treatment. Further studies are needed to increase the adsorption of dye on ZnO surface. Other thin film deposition methods, such as hydrothermal and water-bath can be applied. Each of these deposition methods will form different ZnO nanostructure [6]. The effect of $TiCl_4$ post-treatment on each nanostructure form will be investigated on the next research.

4. Conclusions

It is revealed that the $TiCl_4$ post-treatment can improve the performance of ZnO based DSC. The treatment induces the increase of open-circuit voltage. Studies on a surface morphology and a structural property are very important to clarify effects of the treatment.

References

- [1] M.D. McCluskey, S.J. Jokela, *Physica B.* 401-402 (2006) 355.
- [2] G.V. Irene, L.C. Monica, *Energ. Environ. Sci.* 2 (2008) 23.
- [3] J. Halme, Master Thesis, Department of Engineering Physics and Mathematics, Helsinki University of Technology, Finland, 2002.
- [4] R.S. Mane, W.J. Lee, H.M. Pathan, S.H. Han, *J. Phys. Chem. B.* 109/51 (2005) 24254.
- [5] N. Sakai, N. Kawashima, T.N. Murakami, *Chem. Lett.* 40 (2011) 162.
- [6] J.Z. Marinho, F.C. Romeiro, S.C.S. Lemos, F.V. Motta, C.S. Riccardi, M.S. Li, E. Longo, R.C. Lima, *J. Nanomater.* 2012 (2012) 1. DOI: 10.1155/2012/427172.