

8-2-2013

## A New Experimental Approach to Evaluate Plasma-induced Damage in Microcantilever

Yuki Nishimori

*Research Institute of Electronics, Shizuoka University, 3-5-1 Johoku, Naka-ku, Hamamatsu 432-8011, Japan, nimoxrxolav@me.com*

Shinji Ueki

*BEANS Project 3D BEANS Center, 4-6-1 Komaba, Meguro-ku, Tokyo 153-8505, Japan*

Masakazu Sugiyama

*BEANS Project 3D BEANS Center, 4-6-1 Komaba, Meguro-ku, Tokyo 153-8505, Japan*

Seiji Samukawa

*BEANS Project 3D BEANS Center, 4-6-1 Komaba, Meguro-ku, Tokyo 153-8505, Japan*

Gen Hashiguchi

*Research Institute of Electronics, Shizuoka University, 3-5-1 Johoku, Naka-ku, Hamamatsu 432-8011, Japan*

Follow this and additional works at: <https://scholarhub.ui.ac.id/mjt>



Part of the [Chemical Engineering Commons](#), [Civil Engineering Commons](#), [Computer Engineering Commons](#), [Electrical and Electronics Commons](#), [Metallurgy Commons](#), [Ocean Engineering Commons](#), and the [Structural Engineering Commons](#)

---

### Recommended Citation

Nishimori, Yuki; Ueki, Shinji; Sugiyama, Masakazu; Samukawa, Seiji; and Hashiguchi, Gen (2013) "A New Experimental Approach to Evaluate Plasma-induced Damage in Microcantilever," *Makara Journal of Technology*: Vol. 17: Iss. 2, Article 4.

DOI: 10.7454/mst.v17i2.1948

Available at: <https://scholarhub.ui.ac.id/mjt/vol17/iss2/4>

This Article is brought to you for free and open access by the Universitas Indonesia at UI Scholars Hub. It has been accepted for inclusion in Makara Journal of Technology by an authorized editor of UI Scholars Hub.

## A New Experimental Approach to Evaluate Plasma-induced Damage in Microcantilever

Yuki Nishimori<sup>1,2\*</sup>, Shinji Ueki<sup>2,3</sup>, Masakazu Sugiyama<sup>2,4</sup>, Seiji Samukawa<sup>2,5</sup>, and Gen Hashiguchi<sup>1,2</sup>

1. Research Institute of Electronics, Shizuoka University, 3-5-1 Johoku, Naka-ku, Hamamatsu 432-8011, Japan
2. BEANS Project 3D BEANS Center, 4-6-1 Komaba, Meguro-ku, Tokyo 153-8505, Japan
3. PMEMS Project, OMRON Corporation, 686-1 Ichimiyake, Yasu, Shiga 520-2362, Japan
4. Department of Engineering and Information Systems, The University of Tokyo, 2-11-16 Yayoi, Bunkyo-ku, Tokyo 113-8656, Japan
5. Institute of Fluid Science, Tohoku University, 2-1-1 Katahira, Aoba-ku, Sendai 980-8577, Japan

\*E-mail: [nimoxrxolav@me.com](mailto:nimoxrxolav@me.com)

---

### Abstract

Plasma etching, during micro-fabrication processing is indispensable for fabricating MEMS structures. During the plasma processes, two major matters, charged ions and vacuum-ultraviolet (VUV) irradiation damage, take charge of reliability degradation. The charged ions induce unwanted sidewall etching, generally called as “notching”, which causes degradation in brittle strength. Furthermore, the VUV irradiation gives rise to crystal defects on the etching surface. To overcome the problem, neutral beam etching (NBE), which use neutral particles without the VUV irradiation, has been developed. In order to evaluate the effect of the NBE quantitatively, we measured the resonance property of a micro-cantilever before and after NBE treatment. The thickness of damage layer ( $\delta$ ) times the imaginary part of the complex Young's modulus ( $E_{ds}$ ) were then compared, which is a parameter of surface damage. Although plasma processes make the initial surface of cantilevers damaged during their fabrication, the removal of that damage by NBE was confirmed as the reduction in  $\delta E_{ds}$ . NBE will realize a damage-free surface for microstructures.

### Abstrak

**Pendekatan Eksperimental Baru untuk Mengevaluasi Kerusakan yang Disebabkan oleh Plasma pada Kantilever Mikro.** Pengetsaan plasma selama proses fabrikasi-mikro adalah peristiwa yang tak terhindarkan dalam proses fabrikasi struktur-struktur MEMS. Selama proses plasma berjalan, dua materi utama, yaitu ion bermuatan dan kerusakan iradiasi vakum-ultraviolet (VUV), berperan penting dalam memastikan reliabilitas proses degradasi. Ion-ion bermuatan menyebabkan pengetsaan sisi-dinding yang tidak diharapkan, suatu peristiwa yang umumnya disebut “penotsaan” (“notching”), yang menyebabkan degradasi berkekuatan rapuh. Selanjutnya, iradiasi VUV menimbulkan kecacatan kristal pada permukaan etsa. Untuk mencegah hal ini, pengetsaan sinar netral (*neutral beam etching* atau NBE), yang menggunakan partikel-partikel netral tanpa iradiasi VUV, telah dikembangkan. Untuk dapat mengevaluasi efek dari proses NBE secara kuantitatif, kami mengukur properti resonansi dari kantilever mikro sebelum dan setelah proses NBE. Ketebalan lapisan rusak ( $\delta$ ) yang dikalikan dengan bagian imajiner dari modulus Young kompleks ( $E_{ds}$ ) kemudian dibandingkan; hasilnya menjadi parameter kerusakan permukaan. Meskipun proses plasma menyebabkan permukaan awal kantilever mengalami kerusakan selama proses fabrikasi, perbaikan kerusakan itu oleh proses NBE telah terbukti karena reduksi  $\delta E_{ds}$ . NBE dapat menghasilkan permukaan yang bebas-rusak pada struktur-struktur mikro.

*Keywords: cantilever, neutral beam etching, surface loss*

---

### 1. Introduction

Plasma etching, during micro-fabrication processing, is indispensable for fabricating MEMS structures. However, the plasma processes have two major matters; charged ions damage and vacuum ultraviolet (VUV)

irradiation damage. The charged ions induced unwanted sidewall etching, generally called as “notching”, which conduct a degradation of brittle strength [1]. Furthermore, the VUV irradiation gives rise to crystal defects on the etching surface, and thus degrade mechanical/electrical stability [2]. To overcome the

problem, neutral beam etching (NBE), which use neutral particles without the VUV irradiation, has been developed [3]. The NBE is expected to provide damage-free etching and will be profitable for micro electro mechanical devices.

In this paper, to examine the damage free effect of the NBE quantitatively, the Q-value change of a thin cantilever is measured. This cantilever, made of silicon, is initially introduced plasma damage during its fabrication process, but the removal of the damage by NBE was explicitly observed by recovery of the Q-value.

## 2. Experiment

The Q-value of a cantilever is determined by damping factors relating to cramping and surface condition, and surrounding atmosphere. Hence the total Q-value ( $Q_{Total}$ ) can be expressed as following equation [4]:

$$Q_{Total}^{-1} = Q_{Support}^{-1} + Q_{TED}^{-1} + Q_{Surface}^{-1} \quad (1)$$

where,  $Q_{Support}$ ,  $Q_{TED}$  and  $Q_{Surface}$  denote the part of quality factors due to support loss, thermo elastic damping and surface loss, respectively. In this study, we ignore any other losses mentioned above. The air-damping factor deserves our attention, but it can be negligible in the vacuum condition ( $<10^1$  Pa) [4]. In general, for submicron-thick cantilevers operating at order of kHz frequency,  $Q_{TED}$  is also negligible [4].  $Q_{Support}$  was studied theoretically using a two-dimensional theory that modeled the support structure as an infinitely large elastic body [5]. This calculation was result in the estimation of  $Q_{Support} \doteq 2.17 l^3/h^3$ , where  $l$  and  $h$  are length and thickness of a cantilever. For the all of the cantilevers were described here,  $l/t > 39$  giving  $Q_{Support} > 1.3 \times 10^5$ .

The effect of plasma-induced damage appears  $Q_{Surface}$ ; hence, our purpose in this study is to measure  $Q_{Surface}$  of the cantilever. In order to understand the  $Q_{Surface}$ , in detail, we now consider the complex-value of Young's modulus  $E = E_{Si} + iE_{dSi}$ , where  $E_{Si}$  is the conventional (real-value) Young's modulus and  $E_{dSi}$  is the dissipative part, which is usually small compared to  $E_{Si}$ . For dissipative processes that occur on the atomic scale (such as motion of lattice defects),  $E_{dSi}$  can be related to be a property of the material and its defects. While the  $E_{dSi}$  represents the loss of the cantilever body, we characterize the surface layer by complex modulus  $E_{Surface} = E_S + iE_{dS}$  and damage layer thickness  $\delta$  (Fig. 1). From a cantilever of Q-value definition as  $Q = 2\pi W_0/\Delta W$ , where  $W_0$  is the stored vibrational energy and  $\Delta W$  is the total energy loss per cycle of vibrational energy and  $\Delta W$  is the total energy lost per cycle of vibration, we can obtain  $Q_{surface}$  under condition of simple rectangle cantilever model as a following equation [5-6]:

$$Q_{Surface} = \frac{E_{Si} h}{\delta E_{ds} 6} \quad (2)$$

where  $h$  is thickness of the cantilever. In this equation, we easily understand that  $Q_{Surface}$  is reciprocal function of  $\delta E_{ds}$ , that is, the larger the  $E_{ds}$  is, the smaller the  $Q_{Surface}$  is. And since  $E_{Si}$  and  $h$  are determined the design and the material constant,  $Q_{Surface}$  is the only function of  $E_{ds}$ .

Figure 2 shows the plot of total  $Q_{Total}$ , it was found that the  $Q_{Total}$  for a thickness less than  $4 \mu\text{m}$  ( $l/t = 37.5$ ) is dependent on the  $\delta E_{ds}$  value and linear function for the cantilever thickness especially less than  $2 \mu\text{m}$  ( $l/t = 75$ ) region. In this condition,  $Q_{Total}$  that is almost linear with the thickness and the slope is dependent on  $\delta E_{ds}$ ;  $Q_{Total}$  dominated by  $Q_{surface}$  compared with other losses. In this paper, we employ the  $\delta E_{ds}$  to discuss the surface loss quantitatively.

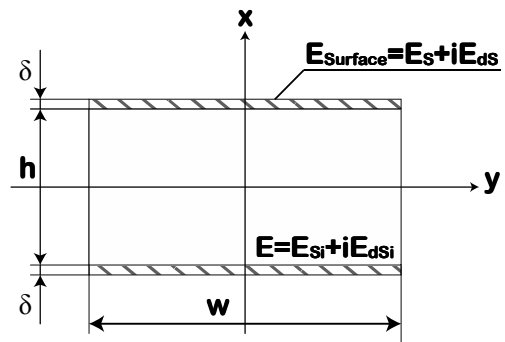


Fig. 1. Cross Section Model for Simple Rectangle Cantilever with Surface Damage, Young's Modulus of Material is Modeled by Consisting Complex-valued

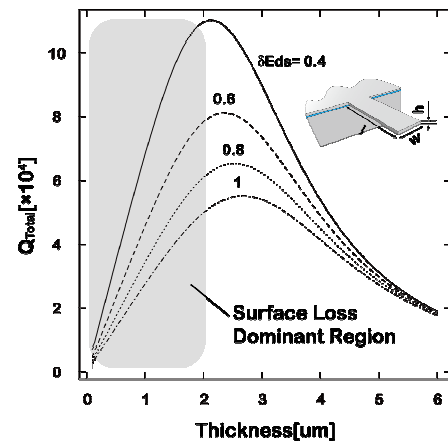


Fig. 2. The Theoretical Curve of  $Q_{Total}$  as a Function of its Thickness. The Length and Width are  $150 \mu\text{m}$  and  $30 \mu\text{m}$  with the Cantilever, Respectively.  $\delta E_{ds}$  is a Parameter Related to Surface Energy Loss

### 3. Results and Discussion

We employ the special designed cantilever to evaluate plasma-induced damage, and fabricated using surface micro machining technique. Upon fabrication of this cantilever, a SiO<sub>2</sub> mask was formed by plasma CVD and surface damage has been introduced simultaneously during its deposition, and the SiO<sub>2</sub> mask was removed by vapor HF prior to the measurement. Designed dimension of the cantilever are 150 μm long, 30 μm wide and 1.5 μm high, respectively.

Figure 3 shows a schematic image of the measurement system for the cantilever. The cantilever was mounted in a vacuum test chamber (<3.0×10<sup>-3</sup> Pa). And the cantilever was driven by the small-pulsed signal of an excitation laser, which brought the base of a cantilever into focus and caused periodic bending moment due to thermal excitation. The laser Doppler velocimeter was employed to measure the vibration velocity at the tip of the cantilever and measured value was sent to the network analyzer. In this manner, the network analyzer displayed the peak of resonance frequency and we were able to obtain the Q-value of the cantilever.

The NBE with slow etching rate that was 50 nm/min etched the cantilever surface, having the plasma-induced damage. First, the NBE etched surface of the cantilever for 1 min and then Q-value and resonance frequency were measured. This set of the NBE and the measurement procedures were then repeated three times but the NBE times were 1min, 10 min and 5 min, respectively.

Figure 4 plots the measured Q-value, on the average, with 1σ error bars as a function of a thickness of the cantilever, which was calculated from the resonance frequency ( $f_n$ ) using the following relation:

$$f_n = \frac{k_n^2 h}{2\pi l^2} \sqrt{\frac{E_{Si}}{12\rho_{Si}}} \quad (3)$$

where,  $k_n$  is the constant of the  $n$  th mode resonance ( $k_1 = 1.875$ ),  $l$  and  $\rho_{Si}$  are length and density of the cantilever. The theoretical  $Q_{Total}$  of the cantilever is also shown in figure 4 with several  $\delta E_{ds}$  values as a parameter. The initial measured Q-value was relatively low owing to the surface damage, which was introduced by plasma CVD during the fabrication process. As the surface was slightly etched, Q value increased dramatically and then gradually decreased along with the theoretical line of  $\delta E_{ds} = 0.5$ .

In this result, we indicate validity of the evaluation method using the cantilever, and effect of NBE to decrease the plasma-induced damage.

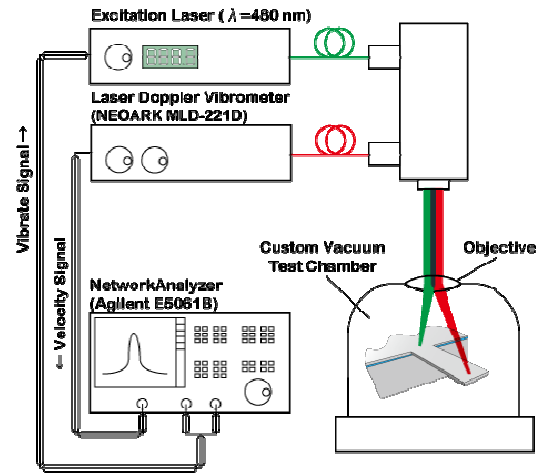


Fig. 3. The Measurement System of the Cantilever

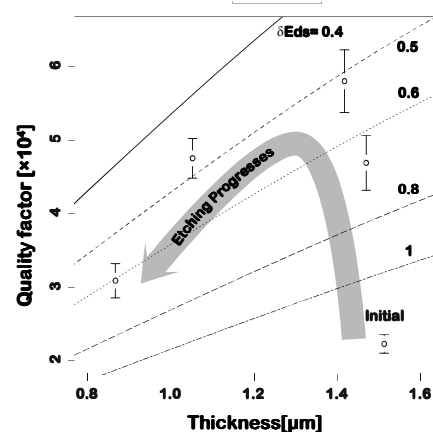


Fig. 4. The Experimental Result of Average Quality Values as a Function of the Cantilever Thickness that is Treated by NBE, and Several Values of Theoretical Curve of  $Q_{Total}$  are also Shown

### 4. Conclusions

We here propose a new experimental method to evaluate plasma-induced damage in a micro-cantilever. From the theoretical consideration, a cantilever size is established the  $Q_{Surface}$  dominant region. That is, the dimensions have 150 μm long, 30 μm wide and 1.5 μm high, respectively. This cantilever, made of silicon, is introduced plasma damage during its fabrication process, and observed the progress of Q-value at intervals of few minutes NBE. As a result, the initial measured Q value was large due to the damage existed on the fabricated surfaces, but after slightly etched by NBE, Q-value increased dramatically dropped drastically and then gradually decreased along with the theoretical line of  $\delta E_{ds} = 0.5$ .

## Acknowledgement

A part of this work was by New Energy and Industrial Technology Development Organization (NEDO).

## References

- [1] S. Izumi, Trans. Jpn. Soc. Mech. Eng. Series A. 72 (2006) 720.
- [2] T. Yunogami, Japanese J. Appl. Phys. 28 (1989) 2172.
- [3] S. Samukawa, Microelectron. Eng. 53 (2000) 69.
- [4] J. Yang, J. Micro Electromech. Syst. 11 (2002) 775.
- [5] K.Y. Yasumura, J. Micro Electromech. Syst. 9 (2000) 117.
- [6] S. Ueki, Japanese J. Appl. Phys. 50 (2011) 026503.